V1504

ELEVATION VIEW TYPE-3 45 OPEN

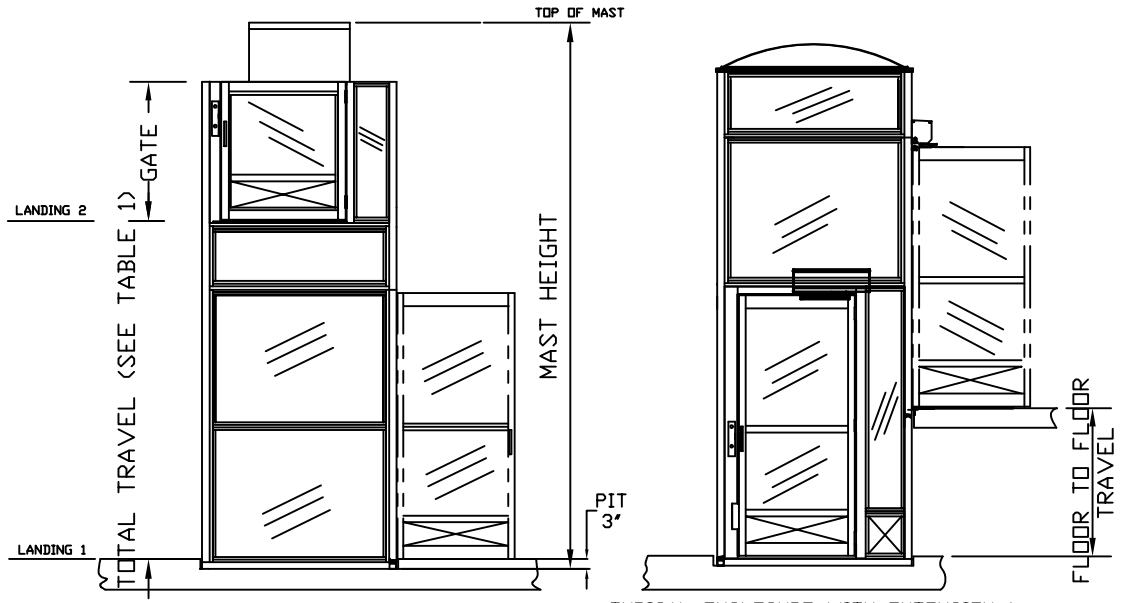

TYPICAL ENCLOSURE

TYPICAL ENCLOSURE WITH EXTENSION & CLEAR PLEXIGLASS DOME & VENTILATION SYSTEM & DOOR OPERATOR

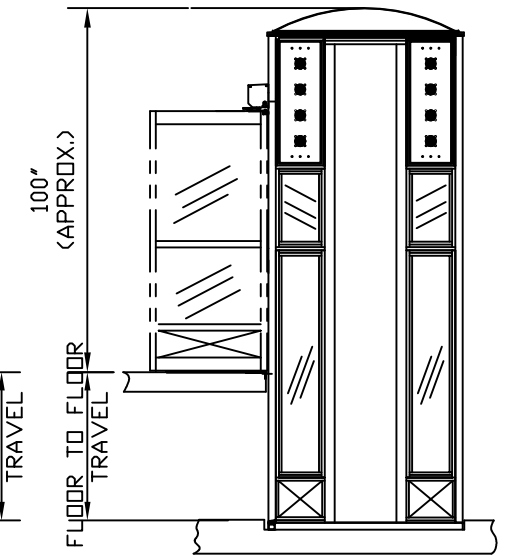

TYPICAL ENCLOSURE WITH EXTENSION & CLEAR PLEXIGLASS DOME & VENTILATION SYSTEM & DOOR OPERATOR

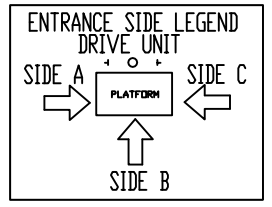

FORCES

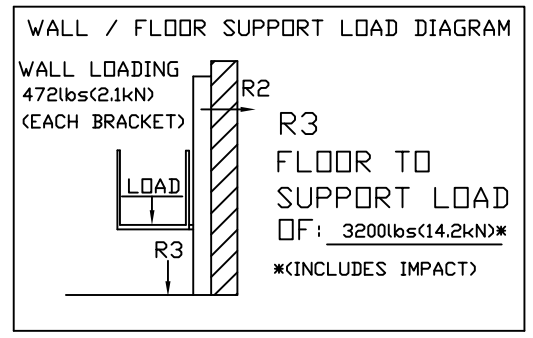

TOP VIEW TYPE-3 45 OPEN

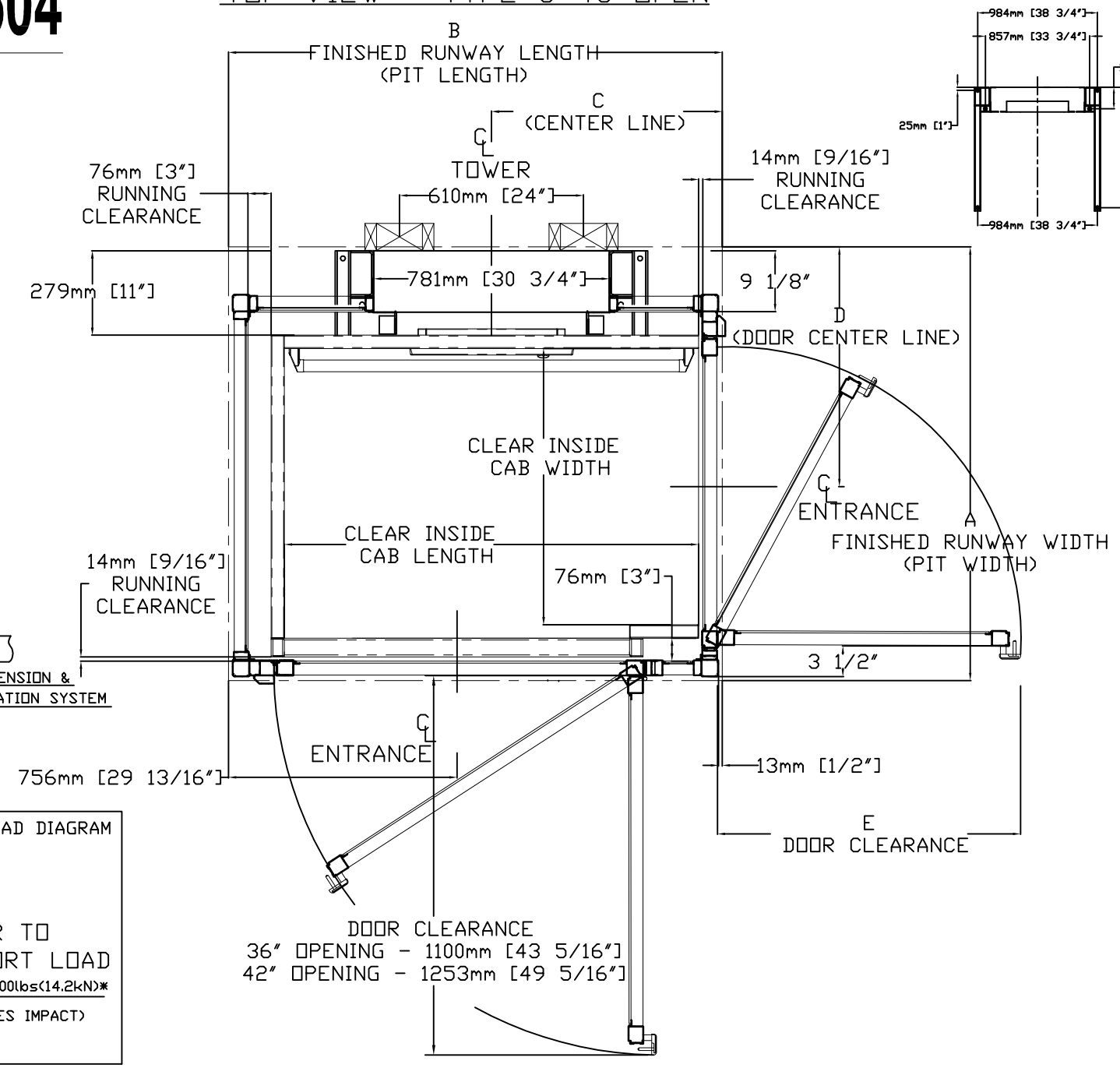

ANCHOR POINTS

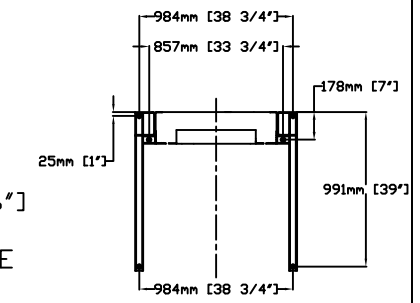

TABLE 1- MAST HEIGHT*

Max.Travel mm (Inches)	Extension Height mm (Inches)					Mast Height Approx with Gate with 4.188" CAP	
	2388 (94")	1778 (70")	1168 (46")	559 (22")	254 (10")	mm	Inches
1219 (48")	1				1	2748	108.188
1524 (60")	1			1		3053	120.188
1829 (72")	1		1			3662	144.188
2438 (96")	1	1				4272	168.188
2743 (108")	1	1				4272	168.188
3048 (120")	2					4882	192.188
3658 (144")	2			1		5440	214.188
4267 (168")	2		1			6050	238.188
4877 (192")	2	1				6660	262.188
5486 (216")	3					7269	286.188
6096 (240")	3			1		7828	308.188
6706 (264")	3		1			8438	332.188
7010 (276")	3		1		1	8692	342.188

*EXAMPLE TABLE WITH 3' PIT, DIMENSIONS VARY WITH TRAVEL

TABLE 2 - ENCLOSURE DIMENSION

CLEAR INSIDE CAB WIDTH		CLEAR INSIDE CAB LENGTH		A FINISHED RUNWAY WIDTH		B FINISHED RUNWAY LENGTH		C TOWER CENTER LINE		D DOOR CENTER LINE (IN CASE OF 36" DOOR)		E DOOR CLEARANCE	
mm	Inches	mm	Inches	mm	Inches	mm	Inches	mm	Inches	mm	Inches	mm	Inches
914	36	1219	48	1437	56 9/16	1483	58 3/8	687	27 1/16	794	31 1/4	1100	43 5/16
914	36	1372	54	1437	56 9/16	1635	64 3/8	764	30 1/16	794	31 1/4	1100	43 5/16
914	36	1524	60	1437	56 9/16	1788	70 3/8	840	33 1/16	794	31 1/4	1100	43 5/16
1067	42	1219	48	1589	62 9/16	1483	58 3/8	687	27 1/16	870	34 1/4	1253	49 5/16
1067	42	1372	54	1589	62 9/16	1635	64 3/8	764	30 1/16	870	34 1/4	1253	49 5/16
1067	42	1524	60	1589	62 9/16	1788	70 3/8	840	33 1/16	870	34 1/4	1253	49 5/16

DOOR SWING

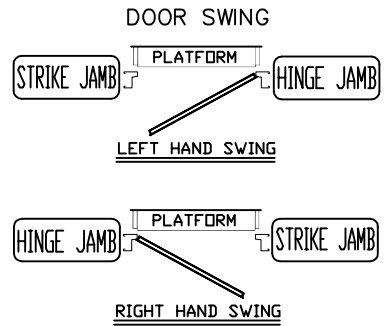

THE INFORMATION DISCLOSED HEREIN IS THE EXCLUSIVE PROPERTY OF
savaria™
AND MAY NOT BE USED BY OTHERS WITHOUT PRIOR WRITTEN CONSENT

TITLE:
V1504
TYPE - 3 45 OPEN

CUSTOMER

PROJECT:

LOCATION:

DATE: 06/25/2010

SCALE: 1:1

REVISION: 002 03/31/2013

DRAFTER: PHILLIP TRAN

SHEET 1 OF 1

DRAWING NO: V1504 ENCLOSURE