

Citia™ Select A/C or BOS Stair Lift

Unit Dimensional Drawing

SPECIFICATIONS

Rated Load: 300 pounds (135kg)

Speed: 19 fpm (.10 ms)

Travel: 32' max. (9.75 m) (track length)

Power Supply: 115 VAC, 60 Hz, 3-wire grounded outlet

Incline limits: 25° to 45° (and up to 55° with local jurisdiction approval)

ETL and cETL Listed

STANDARD EQUIPMENT

Drive System: Rack and pinion

Motor: 1/2 hp, 24 VDC (reversible)

Control System:

Option 1) A/C with SoftStart/SoftStop control board with diagnostic LED's

Option 2) Battery Operated System (BOS) with SoftStart/SoftStop control board with diagnostic LED's with two 12-volt maintenance free batteries. Integrated charge stations at top and bottom, charge fault alarm, low battery indication through audible alarm, reduced speed and LED indication, energy saving sleep mode when not in use

Controls: Constant pressure handheld pendant control (with pendant holster) and 2 wireless remote controls (infra-red).

Charging Stations: Integrated charge stations at top and bottom, charge fault alarm, low battery indication through audible alarm, reduced speed and LED indication

Brake: Self-locking worm gear

Track: 5 1/2" wide extruded aluminum

Track Length: 16' stock or custom cut

Track Finish: Unfinished aluminum

Unit Finish: Ivory white powder coat finish

Upholstery: Desert sand fabric or tan vinyl over padded seat and seat back

Seat: 18" wide seat with two fixed arms, folding seat, and 70° locking swivel seat at top and bottom landing

Safety Devices:

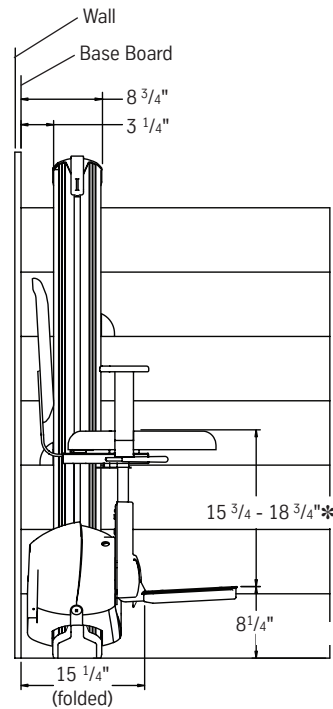
Footrest obstruction sensors

Swivel seat cut-off switch

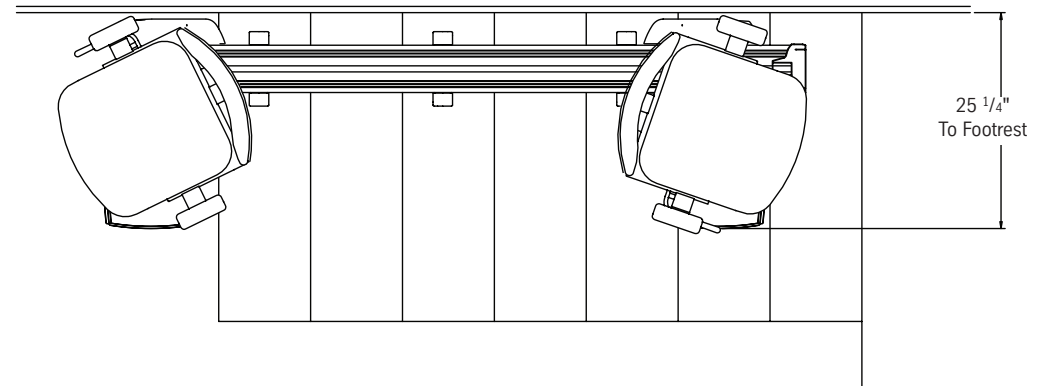
Final limit switches

Seat belt

Warranty: Five years on drive train and two years on all component parts

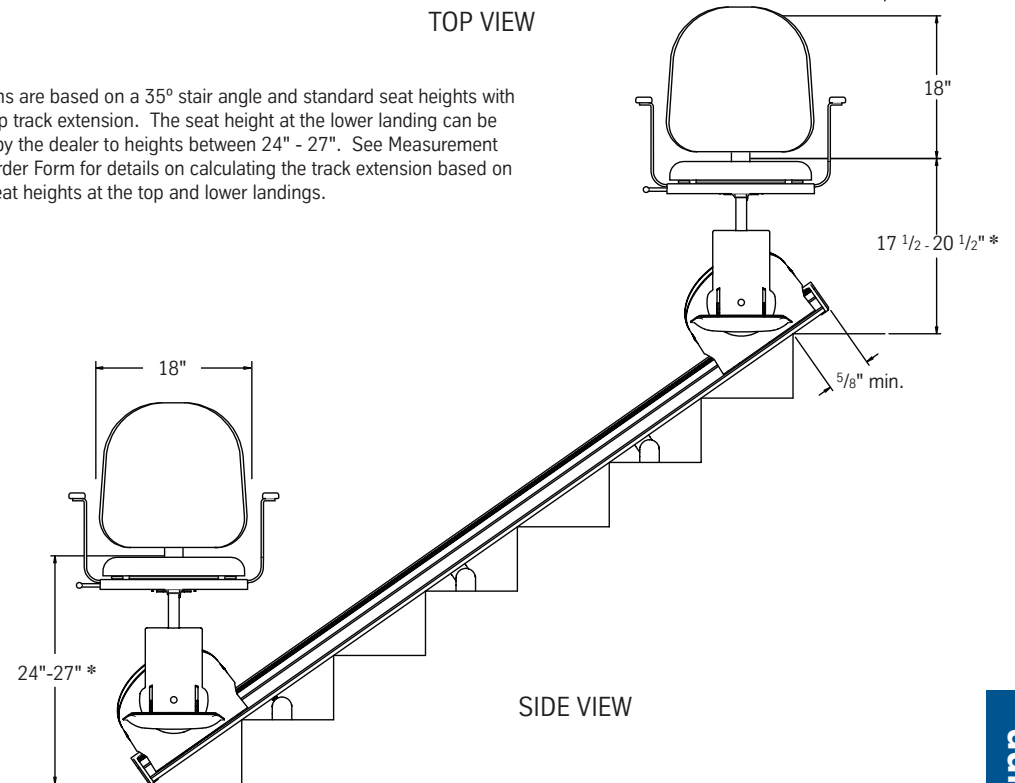


END VIEW



TOP VIEW

*Dimensions are based on a 35° stair angle and standard seat heights with a 2 3/8" top track extension. The seat height at the lower landing can be adjusted by the dealer to heights between 24" - 27". See Measurement Sheet - Order Form for details on calculating the track extension based on desired seat heights at the top and lower landings.



ThyssenKrupp Access
Accessibility Division



ThyssenKrupp